

Google Classroom

 The guardian's guide to get you started

Start!



August 2020 - RUSD Tech Integrators

About This Resource


Guardians are encouraged to log in with their student to Google Classroom. This will allow the guardian to see the student view.



This resource will show an overview of the student side of Google Classroom to help guardians support their student.

What is Google Classroom?

Google Classroom is a digital link to learning. Teachers can use Google Classroom to assign work, give feedback, grade work (if applicable) and communicate with students.



**Log into
Google Classroom**

Step 1

Go to <https://www.rusd.org/>
Click on "Online Technology"



Step 2

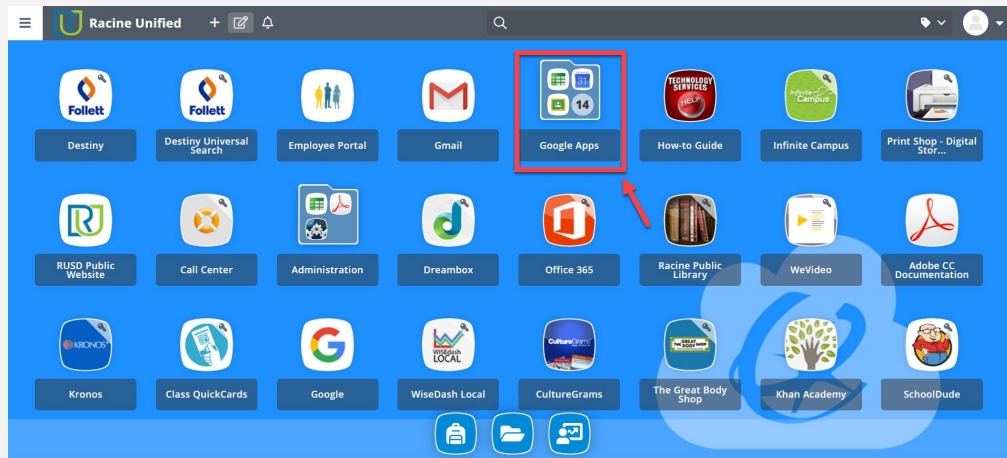
Login to ClassLink with the student's RUSD username and password

A screenshot of the ClassLink 'SIGN IN' form. The form has a blue background and white text. At the top, it says 'SIGN IN' in large white letters. Below that are two input fields: 'Username' and 'Password'. To the right of the 'Password' field is an eye icon for toggling password visibility. At the bottom of the form is a blue button labeled 'Sign In'.

NOTE: If you are unsure of your student's login and password, please contact their teacher.

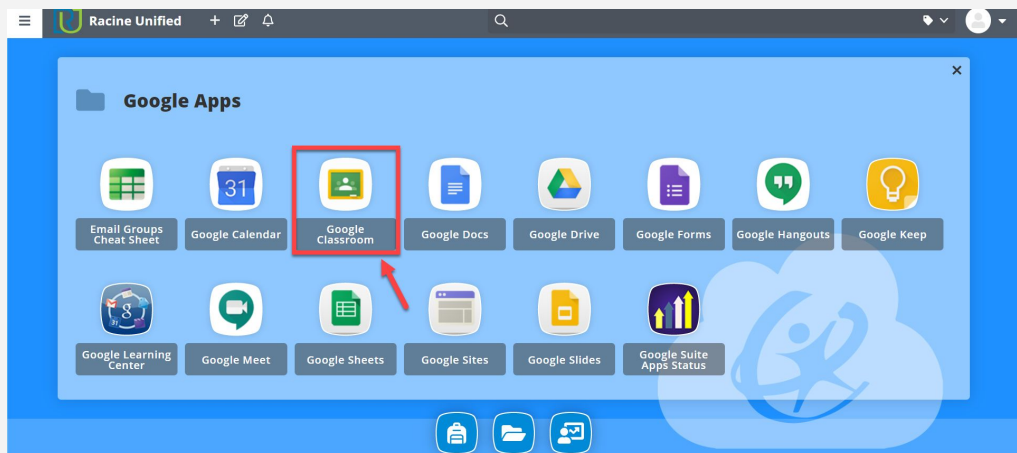
Step 3

In ClassLink, find the folder called "Google Apps". Click on this folder.



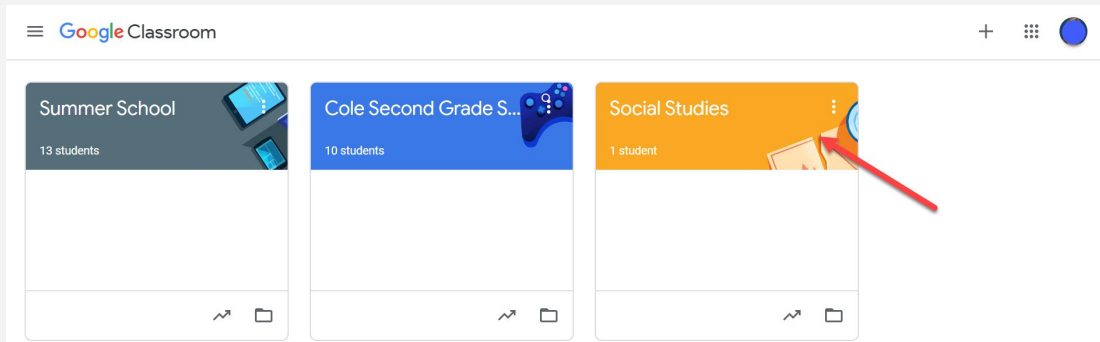
Step 4

Find the "Google Classroom" app and click on it.



Step 5

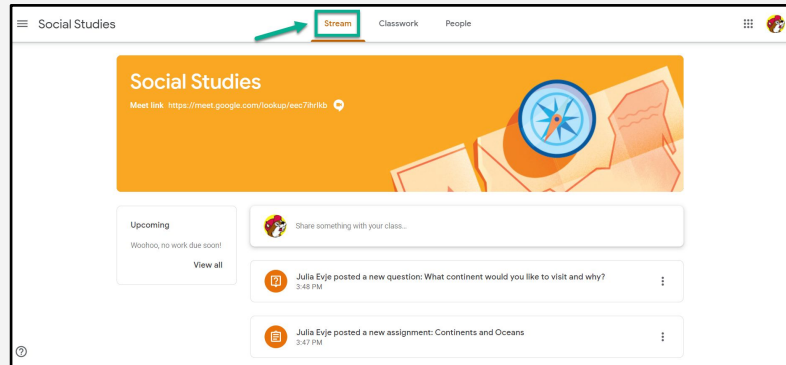
In Google Classroom your child may be enrolled in multiple classes. Click on the class you wish to view.



Navigating Google Classroom

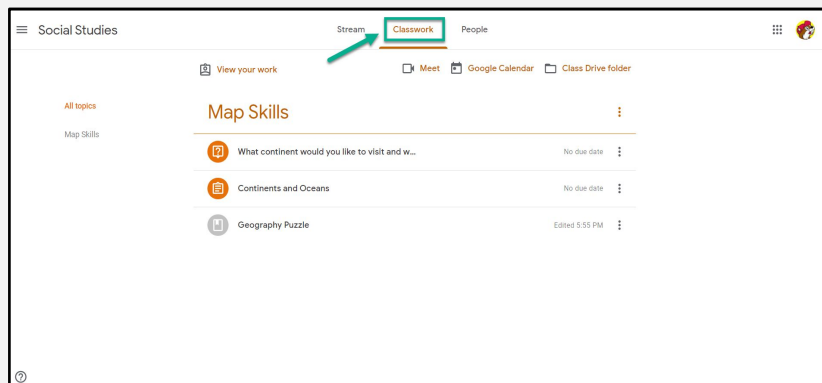
Stream

By default students will see the stream page when opening a class. The stream is where students will find announcements, upcoming deadlines, and where students can post and comment (if the teacher enabled this).



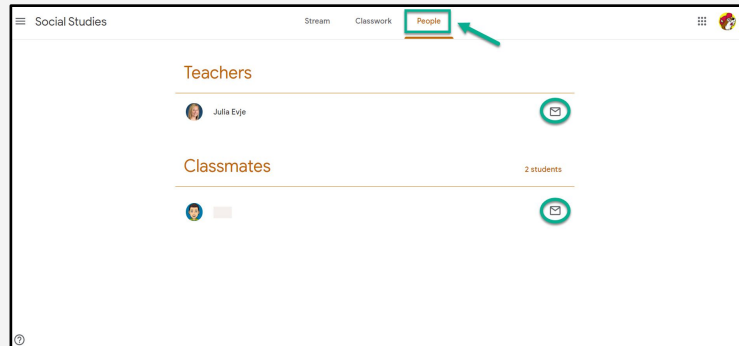
Classwork

The Classwork page is where students will find assignments and class materials. Students will spend most of their time in the classwork page of a Google Classroom.



People

The people page is where students can see the name of their teacher and students enrolled in the Google Classroom. Students can click on the envelope icon to email their teacher or fellow classmates.



Main Menu

At any time, click on the three horizontal lines to access the main menu of Google Classroom.

1. View all classes
2. View all calendars
3. View all of the student's upcoming work
4. Classes the student is enrolled in will be listed here.
5. Google Classroom settings

Note: Only assignments with due dates will appear on the calendar (2) and to-do section (3).

